

# CANISTER SHIPMENT WARNING

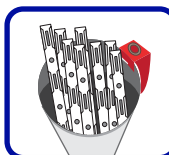
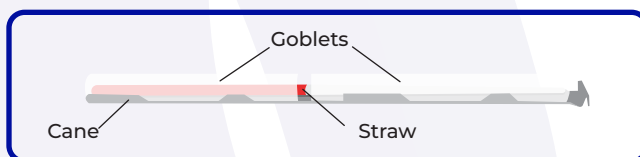
*Contents May Shift During Transit*

To ensure maximum safety, we recommend adding a second empty goblet if you are loading only one goblet onto a cane. Additionally, we **HIGHLY RECOMMEND** using a cane sleeve for all canes traveling in the shipment.

NEED HELP? CONTACT CRYOPORT SYSTEMS' CLIENT CARE AT +1 (949) 377-2204 OR EMAIL [IVF@CRYOPORT.COM](mailto:IVF@CRYOPORT.COM)

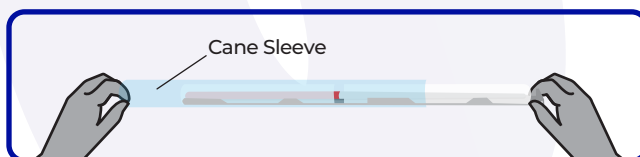
**PLEASE NOTE: PHOTOS ARE DEMONSTRATION OF HOW SAMPLES SHOULD TRAVEL INSIDE OF THE TANK, NOT HOW THEY SHOULD BE LOADED. PLEASE MAINTAIN A CRYOGENIC ENVIRONMENT WHENEVER LOADING AND UNLOADING SPECIMENS.**

1

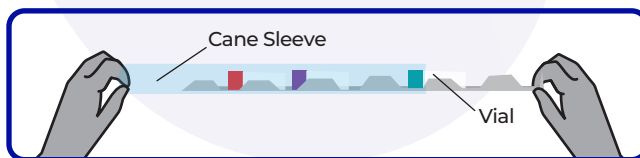


If you are loading only one goblet onto a cane, place a second inverted empty goblet on top to hold the straws in place. When shipping vials, use a cane sleeve over them.

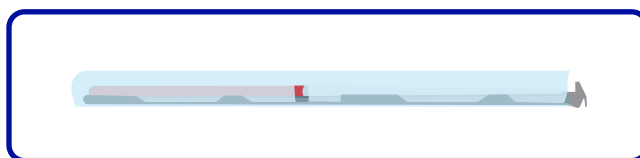
2



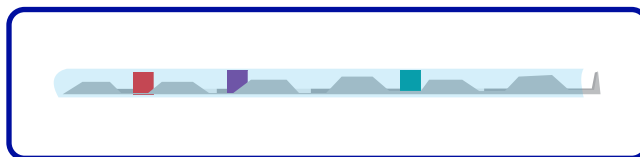
Place a cane sleeve over the cane with the goblets or vials.



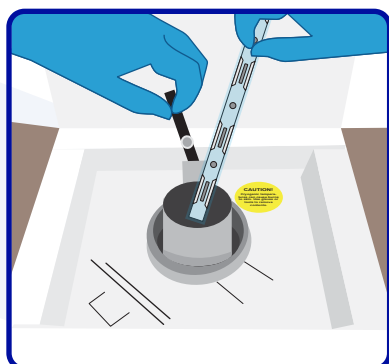
3



Ensure the cane sleeve is completely covering the cane, goblets, or vials.



4



Safely place the cane with the secured goblets or vials and sleeve into the canister.